

SGreports Filter Setup for WMS Publishing-points

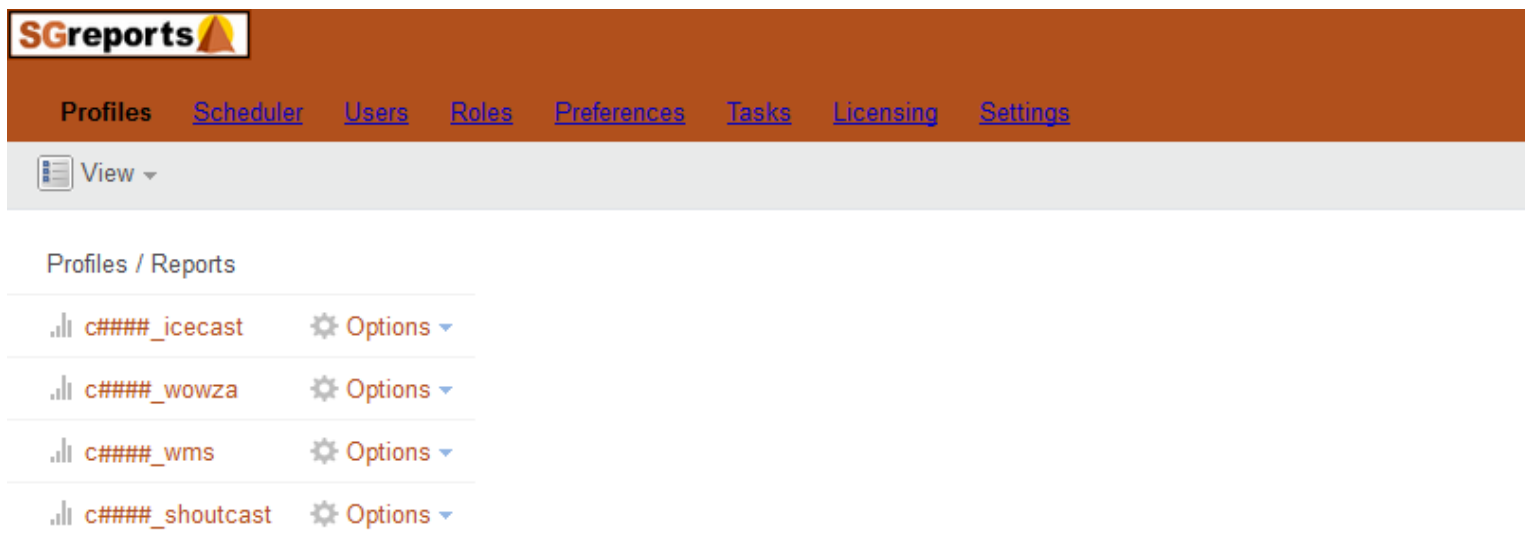
This tutorial goes over setting up a filter for a WMS publishing-point with SGreports. If you have any questions, please contact support@streamguys.com.

Please note: The accuracy of your reports depends on how well you filter for your target population (e.g. your audience).

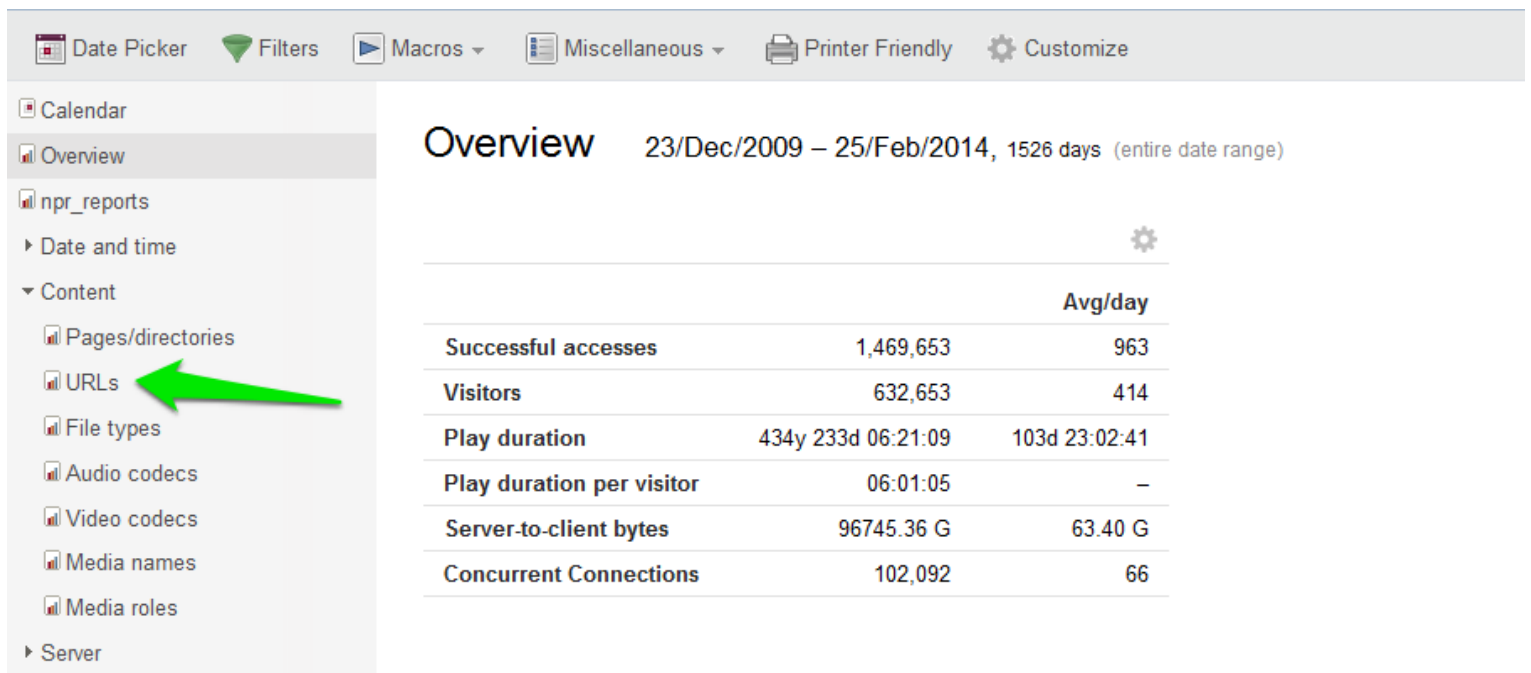
If you would like to setup a duration filter for short accesses (e.g. < 90 secs), please see [SGreports Filter Setup for Play Duration.pdf](#).

To have all announcements, prerolls, and Adswizz insertions filtered out as well, please contact support@streamguys.com about setting up a SGreports playlist profile.

Log into your SGreports manager, and select your respective WMS profile.



Expand the Content menu item in the left column, and select URLs.



Overview

23/Dec/2009 – 25/Feb/2014, 1526 days (entire date range)

		Avg/day
Successful accesses	1,469,653	963
Visitors	632,653	414
Play duration	434y 233d 06:21:09	103d 23:02:41
Play duration per visitor	06:01:05	–
Server-to-client bytes	96745.36 G	63.40 G
Concurrent Connections	102,092	66

In the URLs window, select the zoom icon next to your WMS publishing-point, then click Filters in the top menu bar.

Date Picker

Filters

Macros

Miscellaneous

Printer Friendly

Customize

Calendar

Overview

npr_reports

Date and time

Content

Pages/directories

URLs

File types

Audio codecs

Video codecs

Media names

Media roles

Server

Visitor demographics

Referrers

Visitor systems

Other

URLs

23/Dec/2009 – 25/Feb/2014, 1526 days (entire date range)

Zoom Active

Zoom to selected items by opening a report or via Filters.

Cancel Zoom

URL

Successful accesses

Visitors

Play duration

Play duration per visitor

Server-to-client bytes

1	/wxyz	1,467,453	99.9 %	631,512	434y 158d 06:43:13	06:01:34	96696.77 G
2	/wxyz/ (default page)	1,261	0.1 %	274	15d 03:30:52	01:19:36	9.74 G
3	/wxyz/Audio.mp3	571	0.0 %	332	3d 21:37:09	00:16:55	2.61 G
4	/wxyz/index.asx	363	0.0 %	207	8d 17:00:40	01:00:34	5.46 G
5	/wxyz/test.asx	4	0.0 %	4	00:02:29	00:00:37	1.49 M
6	/wxyz/&&MSWMExt=.asf	1	0.0 %	1	00:00:31	00:00:31	255.65 K
7	/wxyz	0	0.0 %	631	47d 04:28:09	01:47:40	30.75 G
8	/wxyz/audio	0	0.0 %	1	00:58:06	00:58:06	27.16 M
Total		1,469,653	100.0 %	–	434y 233d 06:21:09	11:25:33	96745.36 G

In the Filters dialog box, click Move to Saved, then click the Saved tab.

Filters

Just added (1 active)

Saved (0 active)

Recently added (0 active)

☒

URL is 'wxyz'

Select All

Deselect All

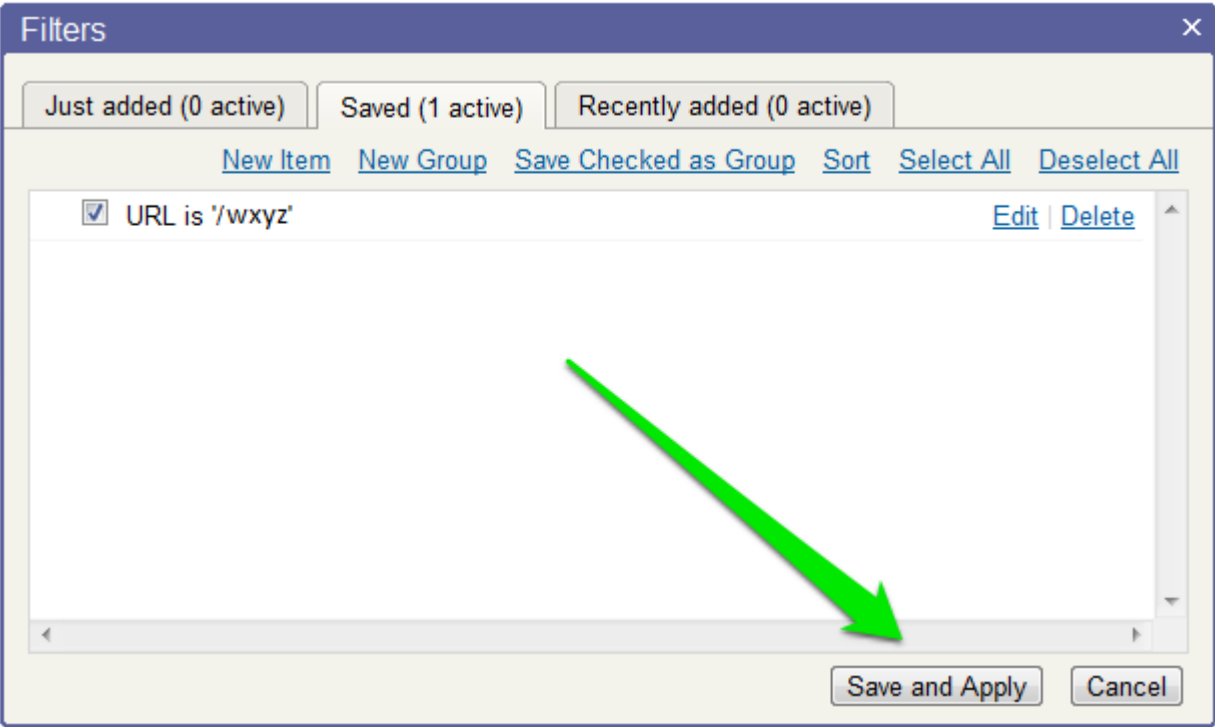
Move to Saved

Delete

Save and Apply

Cancel

In the Saved tab, click the Save and Apply button.



Now the top of all your reports will indicate that a URL filter is in effect.

URLs

23/Dec/2009 – 25/Feb/2014, 1526 days (entire date range)

[Clear Filters](#)

Report is filtered and shows data for

URL is /wxyz

1 - 1 of 1

◀ ▶

Rows ▾

URL	↓ Successful accesses	Visitors	Play duration	Play duration per visitor	Server-to-client bytes
1 /wxyz	1,467,453 100.0 %	631,512	434y 158d 06:43:13	06:01:34	96696.77 G
Total	1,467,453 100.0 %	–	434y 158d 06:43:13	06:01:34	96696.77 G